









Task Guide for Advisors

There is no 'right way' to prepare for Model UN. However, there are some strategies that have been tried and tested by other teachers and we have compiled one strategy here to help you consider how to help your students ready themselves for a conference.

	<p>Know the UN System Students learn about the main organs, committees and agencies of the UN, what they do and how they are related. You may want to focus extra time on the committees that will be simulated at the conference. <u>Resources:</u> <i>Global Classrooms Peacekeeping Unit</i>, <i>Media Links Handout</i>, internet research</p>	<p>1-3 months before conference</p>
	<p>Confirm students' participation Explain the time commitment you expect and the date of the conference. Talk to students about appropriate attire, expectations and conference code of conduct (Delegate handbook).</p>	<p>6-8 weeks before conference</p>
	<p>Register for the Conference Complete registration form and submit school registration fee. Include delegate numbers. <u>Note:</u> When requesting a country assignment, recognize that certain countries require more preparation and participation than others do (e.g. members of the Security Council). <u>Resources:</u> Registration form, payment, Country matrix</p>	<p>Dependent on conference deadline</p>
	<p>Assign students roles Based on the country(ies) your school has been appropriated, assign students to represent a country on one committee. <u>Resources:</u> Country assignment from UNA-GB, Country matrix</p>	<p>Usually about 6 weeks before conference</p>
	<p>Students research their Topics Using different resources, students research the topic they will discuss in committee at the conference. <u>Resources:</u> Conference Topic Guide, <i>Peacekeeping Unit</i> (Student Workbook, pages 28-35), <i>Media Links Handout</i>, Library, research links topic guides, individual country's government websites, UN Mission and Embassy websites, recent news and UN committee/agency websites.</p>	 <p>Students develop country knowledge Students research the country they have been assigned so that they can understand the basic structure, principles and foreign policy of their country.</p>
	<p>Students write and submit position papers Students use the research they have done to write a position paper that must be submitted prior to the conference. This can also serve as an opening speech. <u>Resources:</u> Research, UNA-USA delegate preparation guide, outline in Delegate Handbook</p>	<p>2-3 weeks before conference</p>
	<p>Students develop a country proposal Using the information they have gathered about their countries and topics, students write a brief proposal for dealing with concern that will be discussed in committee. This will help them at the conference and can be used as a speech. <u>Resources:</u> Country research, topic research.</p>	<p>1-2 weeks before conference</p>

Don't forget the importance of practicing the rules of procedure for Model UN! Hold a practice simulation about a conflict taking place at your school. Also, improvisational games can help your students with public speaking. Check out <http://improvcyclopedia.org/games/index.html>